

HIGHLIGHTS

- 55 tons in 16' with 3 or 4 axles close coupled
50 tons in 12' with 3 or 4 axles close coupled
- **Low 9° front approach angle**
- 7-position hydraulic detachable gooseneck with 108" swing radius/82" alternate kingpin
- Tapered deck with 24' clear deck length
- **Low 17° deck-to-bogie transition ramps**
- Removable center bogie section with boom well to haul excavators
- 7-position air ride tridem bogie, 275 tires and flip axle ready

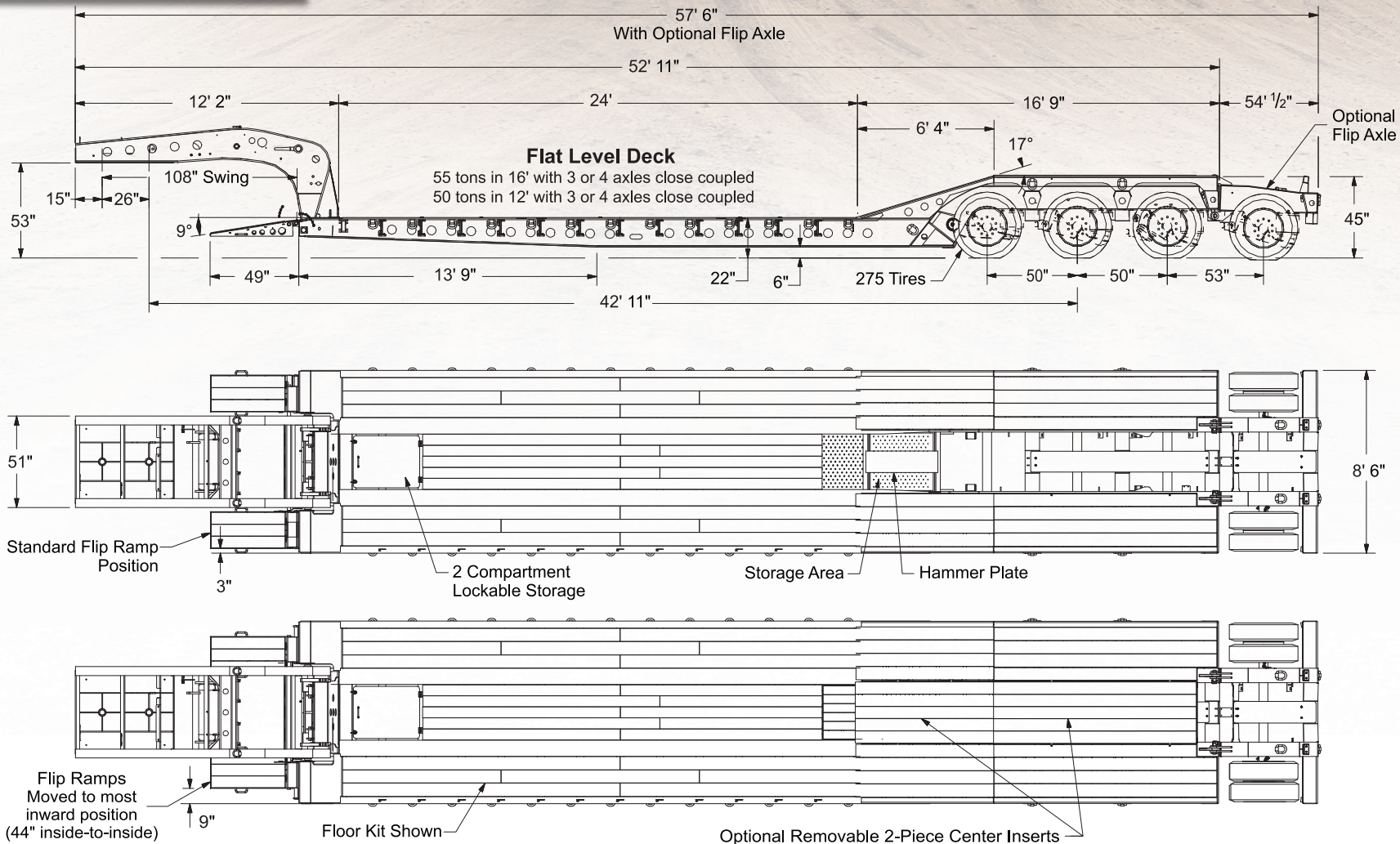


Millers, Pavers, Rollers, Brooms...
If you use it to build a road, the Workhorse 55PVR pro hauls it.



WORKHORSE 55PVR PRO

55 Tons • Hydraulic gooseneck • Tapered low entry deck • Fixed bogie



Specifications subject to change without notice. Images may show some optional equipment. GAWR and GVWR determine legal payloads.




WORKHORSE 55PVR PRO

Millers, Pavers, Rollers, Brooms...

If you use it to build a road, the Workhorse 55PVR Pro hauls it!


Workhorse 55PVR PRO

Hydraulic gooseneck • Low entry deck • Fixed air tridem bogie

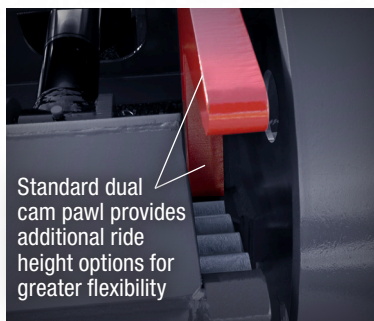


Ramps slide inward and outward on steel hinges to vary the ramp width

Front flip ramps feature 9° load angle with adjustable widths to 44" (inside to inside) to handle a wide range of equipment.



Remove the center bogie section to reveal a V-style boom trough with V-pan for hauling an excavator. The 2-piece lift system makes it easy to convert.



Standard dual cam pawl provides additional ride height options for greater flexibility

Standard Features and Specifications

Capacity

- 55 tons in 16' with 3 or 4 axles close coupled
- 50 tons in 12' with 3 or 4 axles close coupled (GAWR & GVWR determine legal payloads)

Foundation

- All main longitudinal members fabricated with 100,000# minimum yield steel flanges and 50,000# webs

Hydraulic Gooseneck

- Fastest, most versatile hydraulic detachable gooseneck in the industry—Plus you can connect or disconnect on uneven ground!
- Standard dual cam pawl with 7 ride height positions
- 53" loaded fifth wheel height
- 108" swing radius (12' 2" overall gooseneck length)
- 82" alternate kingpin location
- Set up for wet line operation (pony motor optional)
- 560 7-pin electrical receptacle

Tapered Flat Level Deck

- 24' clear deck length—use every inch
- 8' 6" deck width
- 22" loaded deck height with 6" ground clearance
- 9° front double hinged flip ramps, adjustable to 44" (inside to inside) for easy equipment loading
- Crossmember spacing on 22" centers (nominal)
- Full width 1 1/2" nominal apitong flooring
- 1 fully covered toolbox with lockable lid (front of deck)
- Hammer Plate installed at rear of deck over recessed crossmembers with perforated plate below forming 1 storage area with 1 pair of D-Rings (Hammer Plate not accessible when bogie center insert is installed)
- Extension brackets installed for later installation of optional outriggers:
 - 12 pair (24 total) removable swing type
 - 1 pair (2 total) heavy-duty removable hook-on type

Fixed Bogie

- 3 axles with 50" spread
- 25,000 lbs capacity per axle (NOTE: GAWR determined by suspension type, brakes, tires and other components)
- Front bogie ramps sloped at 17° angle for easy loading
- Bogie platform includes load bearing wheel covers & apitong wood filled center insert for full width loading. 2-piece center bogie insert can be easily removed. With center insert removed, bogie has V-style boom well with bolt-in V pan.
- Air ride suspension with automatic/manual raise/lower control, 7-position mechanical ride height and dump valve for total adjustment flexibility
- Air lift 3rd axle / chain lift 1st axle (acts as limit chain), limit chains on axle 2 & 3
- Brakes: 16.5" x 7" with 5.5" autoslacks, heavy-duty brake drums, outboard mount, quick change replacement feature
- Wheels: 8.25 x 22.5 steel disc, hub-piloted (aluminum option)
- Tires: 275/70R 22.5 OEM standard
- Heavy-duty V-style rear bumper
- 45" rear bogie height, 8' 6" width

Electrical

- DOT sealed beams and harness with LED lights on gooseneck, deck and bogie
- 4" flush mounted center flashing amber rear lights with battery back-up to operate disconnected from tractor

Securement

- 34 heavy-duty D-Rings (17 pair) located on deck and bogie
- 4 flag holders located at front of deck and rear bumper

Protective Coating

- Highest quality 2-part polyurethane enamel fights corrosion to extend service life (Primed for better paint adhesion)

Weight

- From 23,600 lbs. (22,510 lbs. without bogie center section)

Options

- Power Source: 13 HP (min.) Gasoline powered auxiliary power unit
- Aluminum center roller ramp (stores on gooseneck when not in use)
- High density auxiliary (stub) cross-member package—net spacing 11"
- Covered Rear Bogie: Load bearing wheel covers—Center insert deleted
- Wheels: 8.25 x 22.5 Lvl One buffed/steel disc inside/hub-piloted
- Flip Axle: 51/60 rear flip axle with steel disc wheels or Lvl One buffed outside/steel disc inside
- Paint options
- Liquid filled air gauge installed
- Load scale installed
- Dust shields on all axles
- Tire inflation system

Consult your local Fontaine Specialized dealer to configure a trailer matched to your special requirements!